

DIMENSIONS AND WEIGHTS

MODEL NO.	FIG.	HP	MOTOR SIZE	DISCH. SIZE	DIMENSIONS IN INCHES					APPROX. SHIP. WT**.
					A	B	C	D	E	
P08-385-01-075	A	7 1/2	6"	5" NPT	52.2	27.9	24.3	5.6	7.0	52
P08-385-02BA-100	A	10	6"	5" NPT	59.2	29.8	29.4	5.6	7.0	61
P08-385-02-150	A	15	6"	5" NPT	63.4	34.0	29.4	5.6	7.0	61
P08-385-03A-200	A	20	6"	5" NPT	72.3	37.9	34.4	5.6	7.0	70
P08-385-03-250	A	25	6"	5" NPT	74.7	40.3	34.4	5.6	7.0	70
P08-385-04B-250	A	25	6"	5" NPT	79.8	40.3	39.5	5.6	7.0	78
P08-385-04-300	A	30	6"	5" NPT	82.1	42.6	39.5	5.6	7.0	78
P08-385-05BB-300	A	30	6"	5" NPT	87.1	42.6	44.5	5.6	7.0	87
P08-385-05-400*	A	40	6"	5" NPT	92.3	47.8	44.5	5.6	7.0	87
P08-385-06B-400	A	40	6"	5" NPT	97.4	47.8	49.6	5.6	7.0	96
P08-385-06-500*	A	50	6"	5" NPT	101.3	51.7	49.6	5.6	7.0	96
P08-385-07A-500	A	50	6"	5" NPT	106.9	51.7	55.2	5.6	7.0	105
P08-385-07-600*	A	60	6"	5" NPT	110.8	55.6	55.2	5.6	7.0	105
P08-385-08-600*	A	60	6"	5" NPT	115.8	55.6	60.2	5.6	7.0	113
P08-385-09-750	A	75	8"	5" NPT	120.1	54.8	65.3	7.5	7.9	122
P08-385-10-750	A	75	8"	5" NPT	125.1	54.8	70.3	7.5	7.9	131
P08-385-11-1000	A	100	8"	5" NPT	135.8	60.4	75.4	7.5	7.9	175
P08-385-12-1000	A	100	8"	5" NPT	140.8	60.4	80.4	7.5	7.9	188
P08-385-13-1000	A	100	8"	5" NPT	145.8	60.4	85.4	7.5	7.9	202

NOTES: All models suitable for use in 8" wells, unless otherwise noted.

\* Alternate motor sizes available.

\*\* Weights shown are in lbs. for pump end only.

MATERIALS OF CONSTRUCTION

COMPONENT	CYLINDRICAL SHAFT (1-13 Stgs.)
Valve Housing	304 Stainless steel
Check Valve	304 Stainless steel
Diffuser Chamber	304 Stainless steel
Split Cone Nut	304 Stainless Steel
Split Cone	304 Stainless Steel
Impeller	304 Stainless steel
Suction Interconnector	304 Stainless steel
Inlet Screen	304 Stainless Steel
Straps	304 Stainless steel
Cable Guard	304 Stainless Steel
Coupling	316 Stainless Steel
Pump Shaft	431 Stainless steel
Intermediated Bearings	NBR
Impeller Seal Ring	NBR
Lower Bearing	NBR/304 Stainless Steel
Upthrust Washer	Carbon/Graphite
Upthrust Stop Ring	304 Stainless Steel
O-Ring	NBR
Valve Seat	NBR
Lower Valve Seat Retainer	304 Stainless Steel
Upper Valve Seat Retainer	304 Stainless Steel
Valve Guide	304 Stainless Steel
Valve Cup Spring	304 Stainless Steel

NOTES: Specifications subject to change without notice.

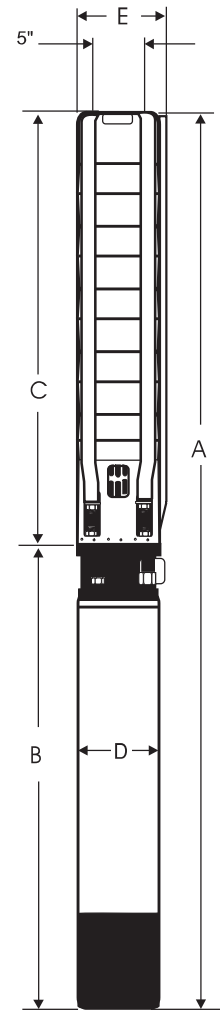


Fig. A

# PERFORMANCE CURVE

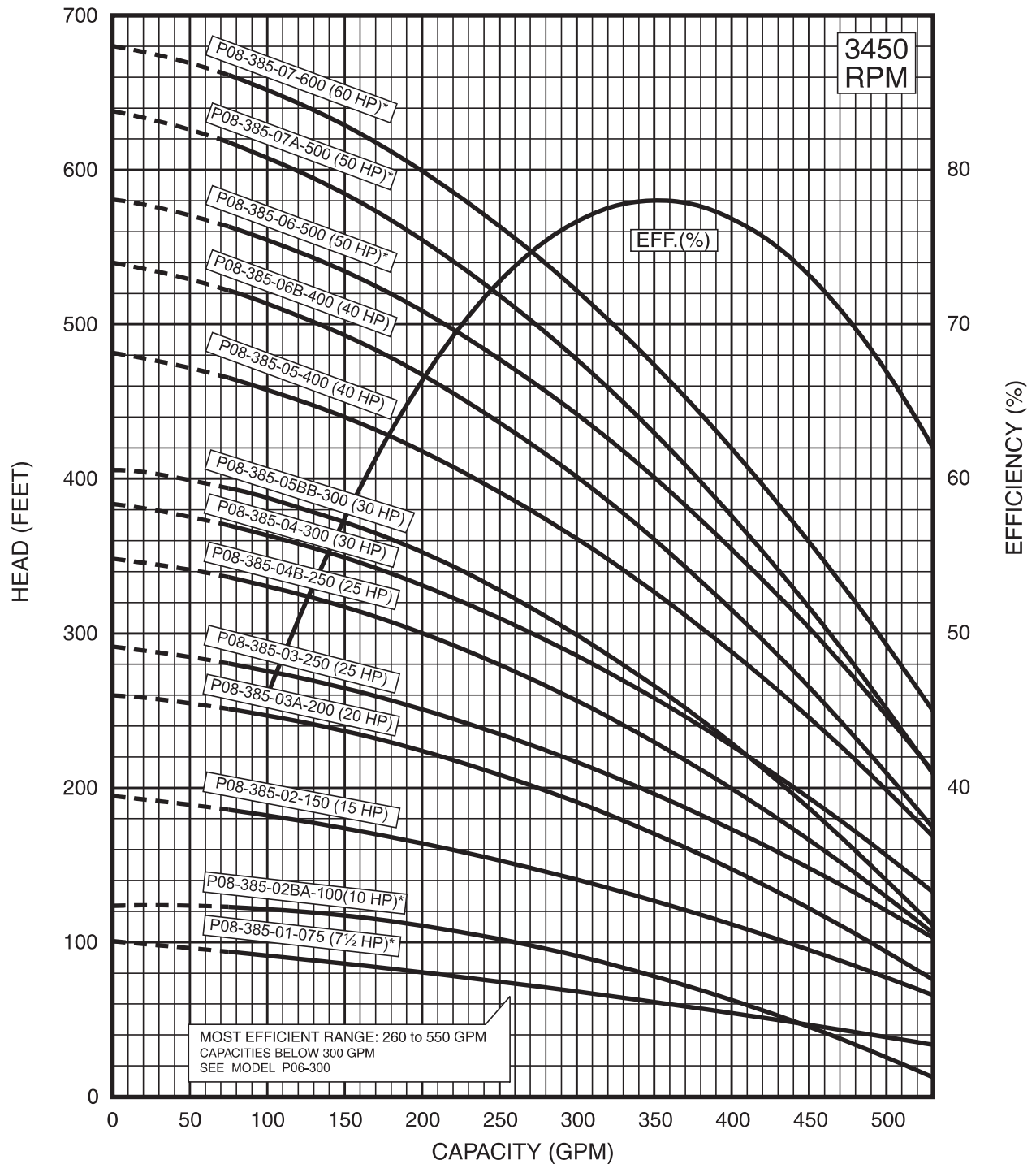
## 385 GPM

## MODEL P08-385

FLOW RANGE: 75 - 550 GPM

OUTLET SIZE: 5" NPT

NOMINAL DIA. 8"



SPECIFICATIONS SUBJECT TO CHANGE WITHOUT NOTICE.  
 6" MOTOR STANDARD, 7.5-60 HP/3450 RPM.  
 8" MOTOR STANDARD, 75-100 HP/3450 RPM.  
 \* Alternate motor sizes available.

Performance conforms to ISO 9906 Annex A  
 @ 8 ft. min. submergence.



**PERFORMANCE CURVE**

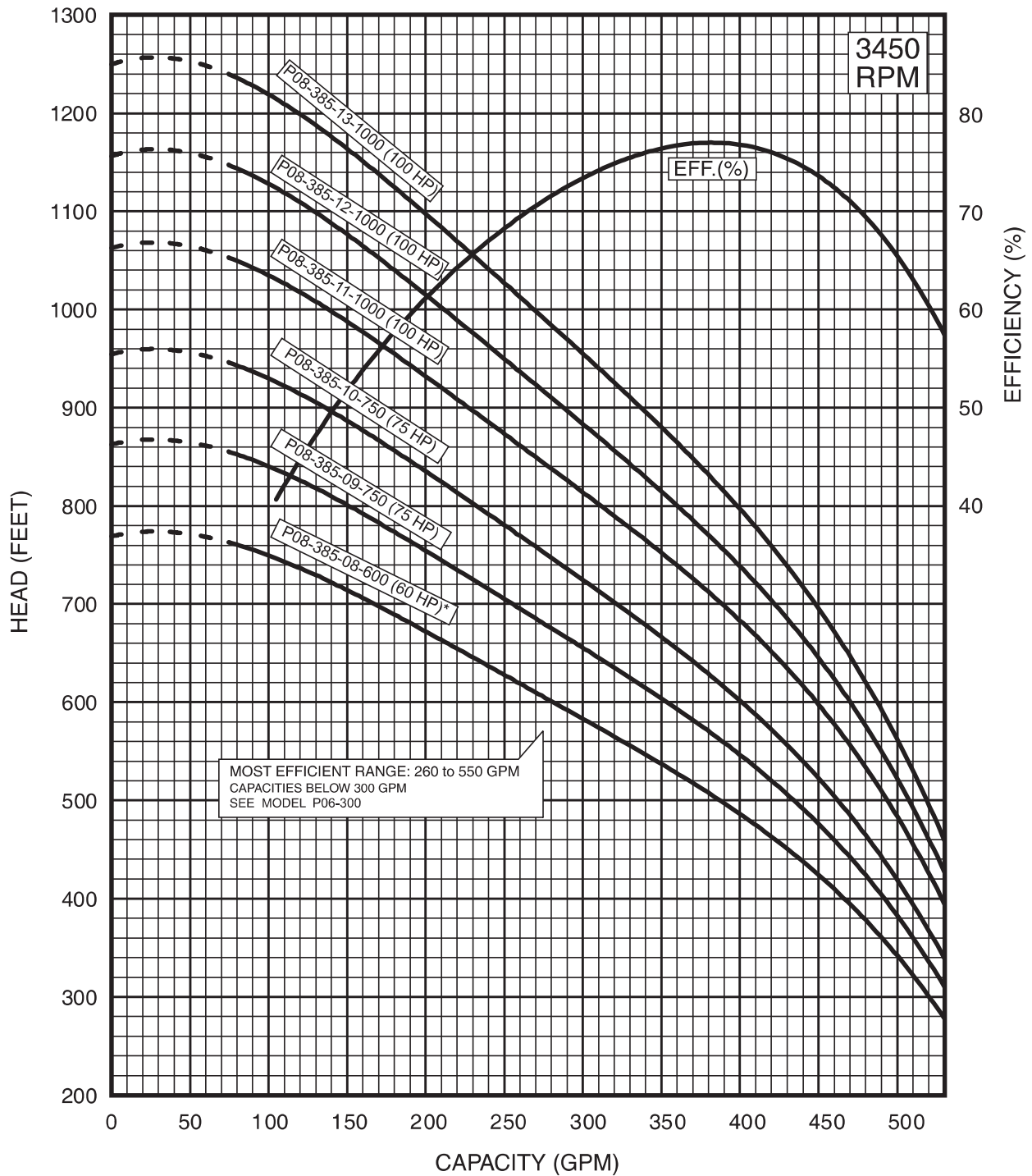
**385 GPM**

**MODEL P08-385**

FLOW RANGE: 75 - 550 GPM

OUTLET SIZE: 5" NPT

NOMINAL DIA. 8"



SPECIFICATIONS SUBJECT TO CHANGE WITHOUT NOTICE.  
 6" MOTOR STANDARD, 7.5-60 HP/3450 RPM.  
 8" MOTOR STANDARD, 75-100 HP/3450 RPM.  
 \* Alternate motor sizes available.

Performance conforms to ISO 9906 Annex A  
 @ 8 ft. min. submergence.



DIMENSIONS AND WEIGHTS

MODEL NO.	FIG.	HP	MOTOR SIZE	DISCH. SIZE	DIMENSIONS IN INCHES					APPROX. SHIP. WT**.
					A	B	C	D	E	
P08-475-01A-075	A	7 1/2	6"	5" NPT	52.2	27.9	24.3	5.6	7.0	52
P08-475-01-100	A	10	6"	5" NPT	54.1	29.8	24.3	5.6	7.0	52
P08-475-02B-150	A	15	6"	5" NPT	63.4	34.0	29.4	5.6	7.0	61
P08-475-02-200	A	20	6"	5" NPT	67.3	37.9	29.4	5.6	7.0	61
P08-475-03A-250	A	25	6"	5" NPT	74.7	40.3	34.4	5.6	7.0	70
P08-475-03-300	A	30	6"	5" NPT	77.0	42.6	34.4	5.6	7.0	70
P08-475-04AB-300	A	30	6"	5" NPT	82.1	42.6	39.5	5.6	7.0	78
P08-475-04-400*	A	40	6"	5" NPT	87.3	47.8	39.5	5.6	7.0	78
P08-475-05B-400*	A	40	6"	5" NPT	92.3	47.8	44.5	5.6	7.0	87
P08-475-05-500*	A	50	6"	5" NPT	96.2	51.7	44.5	5.6	7.0	87
P08-475-06A-500*	A	50	6"	5" NPT	101.8	51.7	50.1	5.6	7.0	96
P08-475-06-600*	A	60	6"	5" NPT	105.7	55.6	50.1	5.6	7.0	96
P08-475-07-600*	A	60	6"	5" NPT	110.8	55.6	55.2	5.6	7.0	105
P08-475-08-750	A	75	8"	5" NPT	115.0	54.8	60.2	7.5	7.9	113
P08-475-09-1000	A	100	8"	5" NPT	125.6	60.4	65.2	7.5	7.9	122
P08-475-10-1000	A	100	8"	5" NPT	130.7	60.4	70.3	7.5	7.9	131
P08-475-11-1000	A	100	8"	5" NPT	135.8	60.4	75.4	7.5	7.9	175
P08-475-12-1250	A	125	8"	5" NPT	146.3	65.9	80.4	7.5	7.9	188
P08-475-13-1250	A	125	8"	5" NPT	151.4	65.9	85.5	7.5	7.9	202

NOTES: All models suitable for use in 8" wells, unless otherwise noted.

\* Alternate motor sizes available.

\*\* Weights shown are in lbs. for pump end only.

MATERIALS OF CONSTRUCTION

COMPONENT	CYLINDRICAL SHAFT (1-13 Stgs.)
Check Valve Housing	304 Stainless steel
Check Valve	304 Stainless steel
Diffuser Chamber	304 Stainless Steel
Split Cone Nut	304 Stainless Steel
Split Cone	304 Stainless steel
Impeller	304 Stainless steel
Suction Interconnector	304 Stainless Steel
Inlet Screen	304 Stainless steel
Straps	304 Stainless Steel
Cable Guard	304 Stainless Steel
Coupling	316 Stainless Steel
Pump Shaft	431 Stainless steel
Intermediated Bearings	NBR
Impeller Seal Ring	NBR
Check Valve Seat	NBR/304 Stainless Steel
Lower Bearing	NBR/304 Stainless Steel
Upthrust Washer	Carbon/Graphite
Upthrust Stop Ring	304 Stainless Steel
O-Ring	NBR
Valve Seat	NBR
Lower Valve Seat Retainer	304 Stainless Steel
Upper Valve Seat Retainer	304 Stainless Steel
Valve Guide	304 Stainless Steel
Valve Cup Spring	304 Stainless Steel

NOTES: Specifications subject to change without notice.

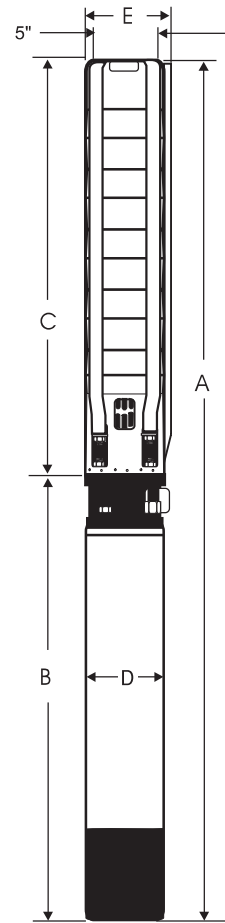


Fig. A

# PERFORMANCE CURVE

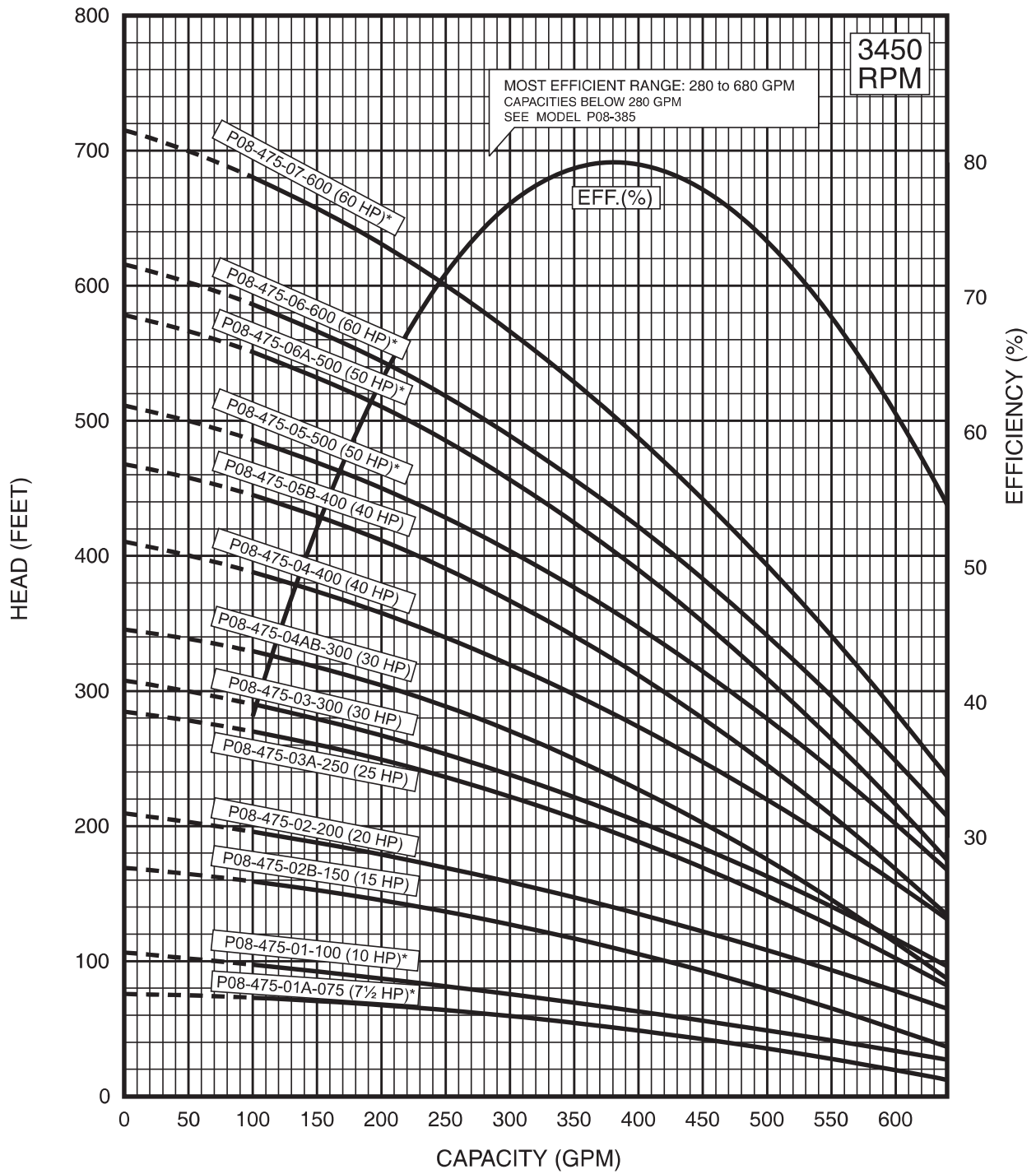
# 475 GPM

# MODEL P08-475

FLOW RANGE: 95 - 680 GPM

OUTLET SIZE: 5" NPT

NOMINAL DIA. 8"



SPECIFICATIONS SUBJECT TO CHANGE WITHOUT NOTICE.  
 6" MOTOR STANDARD, 7.5-60 HP/3450 RPM.  
 8" MOTOR STANDARD, 75-125 HP/3450 RPM.  
 \* Alternate motor sizes available.

Performance conforms to ISO 9906 Annex A  
 @ 8 ft. min. submergence.



**PERFORMANCE CURVE**

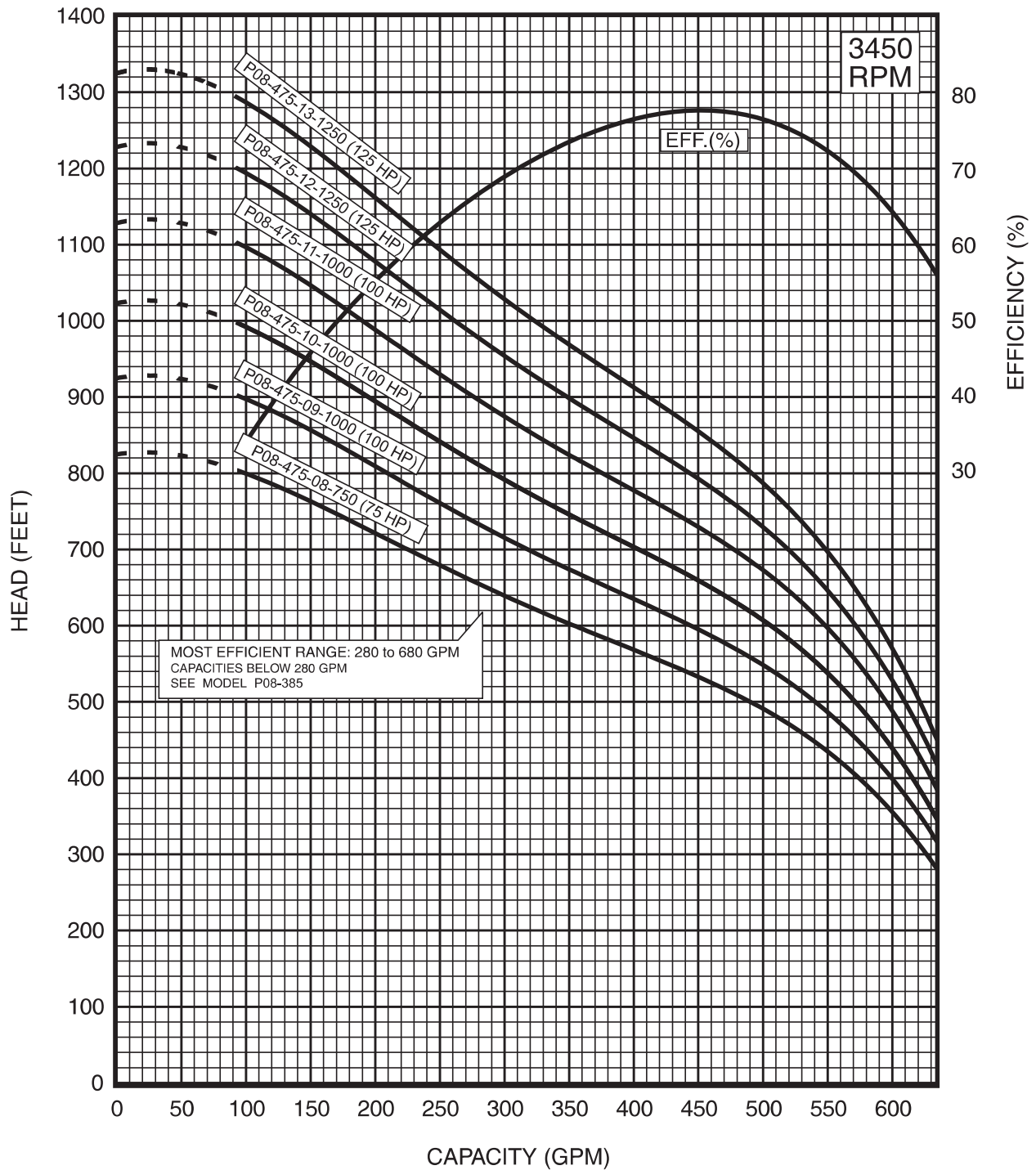
**475 GPM**

**MODEL P08-475**

FLOW RANGE: 95 - 680 GPM

OUTLET SIZE: 5" NPT

NOMINAL DIA. 8"



SPECIFICATIONS SUBJECT TO CHANGE WITHOUT NOTICE.  
6" MOTOR STANDARD, 7.5-60 HP/3450 RPM.  
8" MOTOR STANDARD, 75-125 HP/3450 RPM.  
\* Alternate motor sizes available.

Performance conforms to ISO 9906 Annex A  
@ 8 ft. min. submergence.

